



In Harmony

Your Complete Guide to
Naturalized Landscapes

Transforming your home's outdoor spaces is undeniably exciting...

Whether you hope to grill steaks in your outdoor kitchen, dine al fresco, roast marshmallows over an open fire, or just make a habit of relaxing while surrounded by nature... the outdoors are where we make memories and strengthen relationships with our family and friends.

At Hutten & Co., we design landscapes in harmony with nature. Instead of limiting ourselves to a single style, we listen to you to find the best style for you and your family. Whatever we create together, the goal is always to connect you to the wonder of nature.

In this guide, you'll find a deep dive into ecological landscapes along with everything you need to know to hire the right landscaping company. That way, when it comes time to start designing or building, you're ready!

Here's to the great outdoors!

Mark & Ken Hutten

Owners, Hutten & Co.



HERE'S WHAT'S INSIDE...

Part 1

Before You Call

Part 2

Budget & Planning

Part 3

Lifestyle Considerations

Part 4

Construction

Part 5

Checklist

Part 6

Property Care

Part 7

Additional Services



BEFORE YOU CALL

Landscaping is a healthy investment

Life is better outside. Whether it's spending quiet time in solitude in a garden, hiking up a mountain for a breathtaking view, or walking through a forest to clear our heads, science shows that nature makes us feel better. And now you don't have to go far to enjoy it.

There are three main ways that professional landscaping benefit us.

Landscaping supports good health

- Relaxes us
- Improves our mental health
- Improves short-term memory
- Makes us happy

Landscaping protects the environment

- Cleans our air
- Attracts pollinators
- Habitat for native plants and wildlife

Landscaping increases your home's value

- A healthy lawn can increase value by 5-11%
- Landscaped properties sell for 6-7% higher than average
- A patio can raise property value by 12.4%



BEFORE YOU CALL

How to choose a landscaping company

Deciding that you want to either renovate an existing landscape or build a new one is an easy choice. The difficult part is choosing which landscaper to work with.

Here are some suggestions to make your decision easier.

Craft a landscaping wishlist.

Sit down with your partner or family members and write down a wishlist for your landscape. Knowing what you're looking for will help you narrow down your contractor choices.

Ask for referrals.

Chat with family, friends and neighbours about companies they've had positive experiences with. Many will happily refer you!

Check for testimonials & reviews.

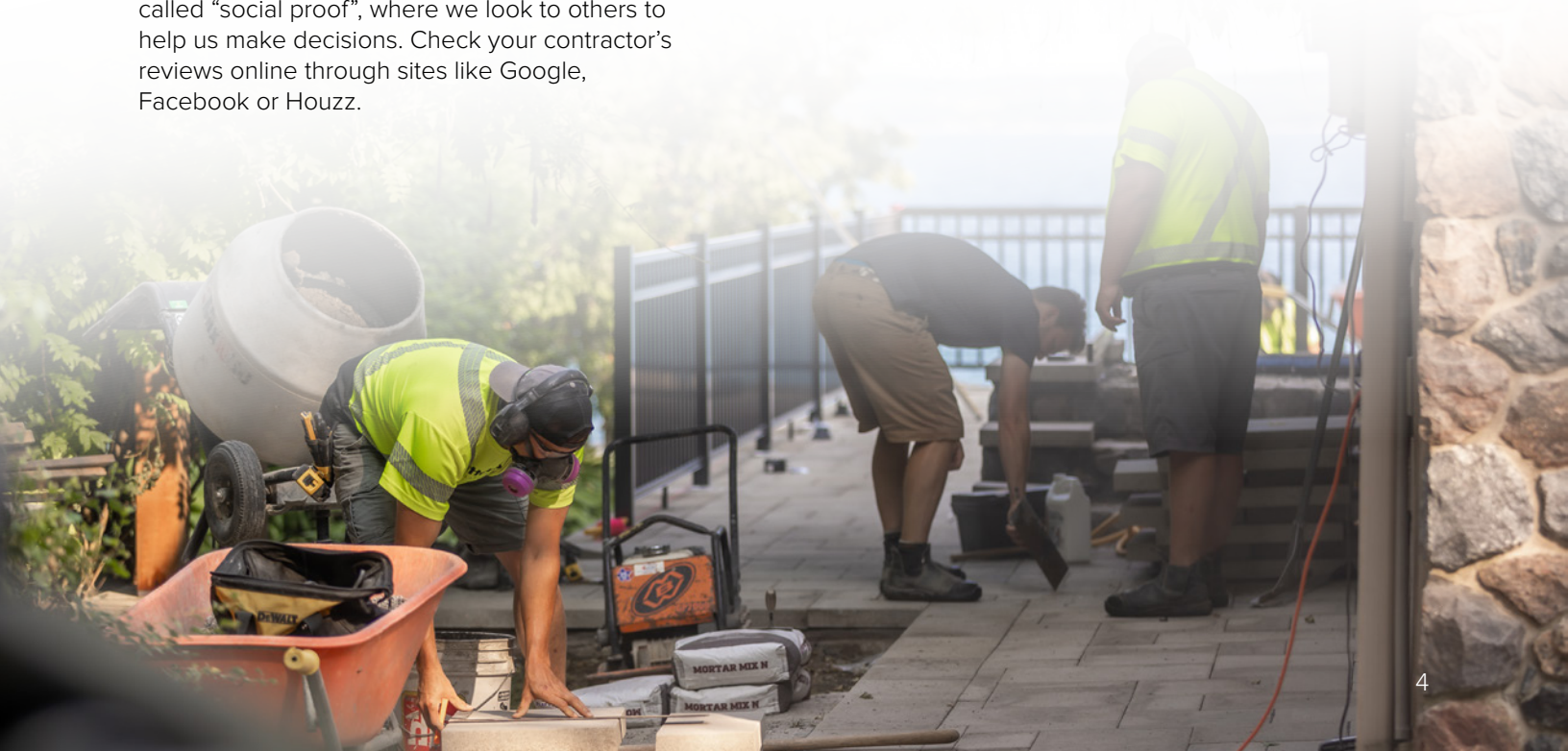
When you buy a product online, you likely check its reviews before you buy it. This is a concept called "social proof", where we look to others to help us make decisions. Check your contractor's reviews online through sites like Google, Facebook or Houzz.

See how they listen & follow-up.

When you call or email a landscaping company, take note of how they listen to you. If they're excited to meet and work with you, they will respond professionally and in a timely manner.

Find out if they have a warranty or service guarantee.

The best companies know that a warranty or guarantee is a public declaration of their integrity. It's why we developed "The Hutten Way", our set of service guarantees, and back up our work with a five-year warranty. Ask us to find out more!



BUDGET & PLANNING

Factors that influence your budget

There are a few things to keep in mind when planning your new outdoor space. Below are some of the key aspects that can influence the price of a landscape. We're listing them here to be clear and upfront with you, so you aren't surprised when you get your first estimate.

Materials.

Whether it's natural stone, interlocking brick, pavers, wood or composite lumber, the materials you choose to use in your landscape can have a large impact on the price.

Plants.

The size of your garden, the plants used in them and the trees and shrubs you're looking for can also influence your budget.

Site Condition.

Your landscape may need new topsoil, new sod, or regrading to adequately manage surface water and restore itself after the impacts of construction.

Size & Terrain of Your Property.

The space and intended use of your landscape can increase the overall price — especially if adding retention, terracing and steps through changing grades.

Landscape Design: Professional landscape design is key when it comes to budgeting for your landscape. Working with someone who has your best interests in mind, understands your lifestyle, and is able to clearly communicate potential costs will help you avoid any surprises down the road. After all, we understand this is an important investment — and you need to get it right.




Individual features to improve your landscape, or a small front entrance.

Multiple elements in your backyard to relax in, or a re-imagined front yard.

A full outdoor makeover with multiple elements, spaces and features.

A larger project with spacious outdoor rooms, a pool and spa, lighting and more!

Fine homes, estates & large rural properties with elaborate gardens, entertaining spaces and premium materials.



LIFESTYLE CONSIDERATIONS

Designing in harmony with nature

Bring the calming power of nature to your yard with an ecological approach. Here's what it is and why we love it!

What is ecological landscape design?

Ecological design is an approach to landscape design that transforms a cultivated existing landscape — such as your lawn and gardens — into a habitat for native plants and wildlife. These habitats mimic naturally occurring landscapes in your geographical area, like forests, wetlands and meadows.

The goal is to design and build a landscape that's environmentally friendly and low impact. Ecological landscapes are not only beneficial for the surrounding environment — there are loads of benefits for you too!



What are the benefits of ecological landscape design?

1. They blend into the existing surrounding landscape seamlessly with natural materials like wood and stone.
2. They're generally low-maintenance and require less care to flourish.
3. They attract local wildlife, especially pollinators!
4. They allow natural plant and animal species to thrive.

If you want to find out more about these benefits, check out this [blog post](#)!



LIFESTYLE CONSIDERATIONS

What are the elements of ecological landscape design?



Minimize the disturbance of existing native growth.

Restoring nature to what it once was is a lot harder than leaving it be. Whatever existing native growth or ecosystem you have in your yard should be kept as it is with minimal disturbance.



Decide how closely you want to emulate the natural landscape.

The existing surrounding landscape, your goals for your new landscape, the architectural style of your home, and the size and existing characteristics of your property are all going to play a role in designing an ecological landscape.



Nature is ever-changing and an ecological landscape should be too!

A mix of open spaces with gardens and transitional areas should reflect the “randomness” of nature — no straight lines allowed! Every ecosystem is a delicately balanced system of plants, animals, insects, microorganisms and soil. Ecological landscapes should account for both the existing ecosystem and natural changes we can expect to see over time.



Preserve rainwater on-site.

Often, landscape designs consider surface water as something to be eliminated. Ecological landscapes can actually prevent runoff and erosion, and many include rain gardens, ponds, wet basins and porous paving surfaces. These will all preserve water on-site and make irrigation less of a burden.



Reduce and exclude lawns and invasive exotic plants.

While a little bit of lawn is okay, a large sweeping lawn is a monoculture and isn't true to the philosophy behind ecological landscapes. Instead, consider native grasses mixed with broadleaf plants and wildflower meadows (great for pollinators like bees!)

LIFESTYLE CONSIDERATIONS

Questions to ask your landscaper

Can I see examples of your past work?

Viewing past projects in each landscaper's portfolio is a great way to get inspired for your project. It's also a great way to vet each landscaper.

How does the payment structure for my project work?

Many landscapers will have you pay a design fee and deposit when you agree to design with them. The cost of a landscape design is usually dependent on the size of your project. Some landscape designers or firms price landscape design based on an estimated percentage of the final project. On average, that can amount to anywhere between a few hundred dollars to around \$15,000.

How are changes in project scope handled during the project?

If you change your mind about something in the middle of the project, you should make sure you cover how these changes are dealt with during the building process.

How long will construction take?

Asking for a timeline is never a bad idea. It holds your contractor accountable and it gives you an idea of what to expect.

How much maintenance will it take to keep my garden looking nice?

Different styles of gardens and plants require very different levels of care. If you'd rather not do the work yourself, many landscapers offer property care or maintenance services.

How will we communicate?


Your landscaper should introduce you to a project manager — or other point of contact — you can get in touch with during and after construction.

While the crew works on my yard, what should I expect their days to look like?

Find out what days the crew will be on your property, and what times you can expect them to be on site.

PRO TIP: Be sure to talk about plants!

Unless you specify otherwise, your landscaping crew will likely plant young saplings, shrubs and flowers as these will bounce back more quickly after transplanting. To avoid disappointment, go over these details with your landscaper and find out how long your plants will take to reach their full size.



CONSTRUCTION

What to expect during the construction process

After you've approved a design and signed an estimate, construction is scheduled. Many customers have a lot of questions about what this process looks like. It's only natural since our team will be working on your property for the foreseeable future.

When will you start?

Your target start date can be anywhere from several weeks to several months after the date you sign your contract.

Why do I have to wait?

Your start date depends on the schedule and availability of our construction crews, but also on factors like your local permit requirements and the availability of materials. If you have questions about what's causing a delay, we're happy to answer them.

When can I expect my landscape to be finished?

Most projects take anywhere from two weeks to two months to complete once building begins — and of course, that depends on the weather! At Hutten & Co., you'll be paired with a project manager who will be your contact throughout the process.

How will this disrupt my daily routine?

While we build, we won't be in your house or directly interrupting any of your routines. There's a chance that you might have to park on the street if we're doing driveway work, but for most homeowners the biggest inconvenience is the presence of dust and noise.

What do I need to do to prepare for building?

Once you've approved a design, we coordinate everything else. All you need to do is relax while we get to work. We'll be sure to notify you if there's anything preventing us from building.

Who's submitting the permit application?

Who's submitting the permit drawings?

We will take care of and submit anything related to permits, letting you know if we need anything from you along the way.

Who's going to be on my property?

A variety of people on our team will show up on your property throughout the process. Your landscape designer might show up throughout the build to see how things are progressing, as will one of our construction managers. Our construction crew leaders will arrive with their crews on the days scheduled for building. You can view all of these staff members at hutten.ca/about/team

Will this be an inconvenience to my neighbours?


We will be extremely mindful of your neighbours, keeping noise to a minimum.

Who do I talk to if I have questions about the process?

Your designer, project manager or sales manager can all answer your questions and point you in the right direction. Call or email them if you have any questions at all!

What about my pets?

We're pet lovers! If you happen to have an animal that needs to use your yard, we recommend relocating them somewhere else during the build.



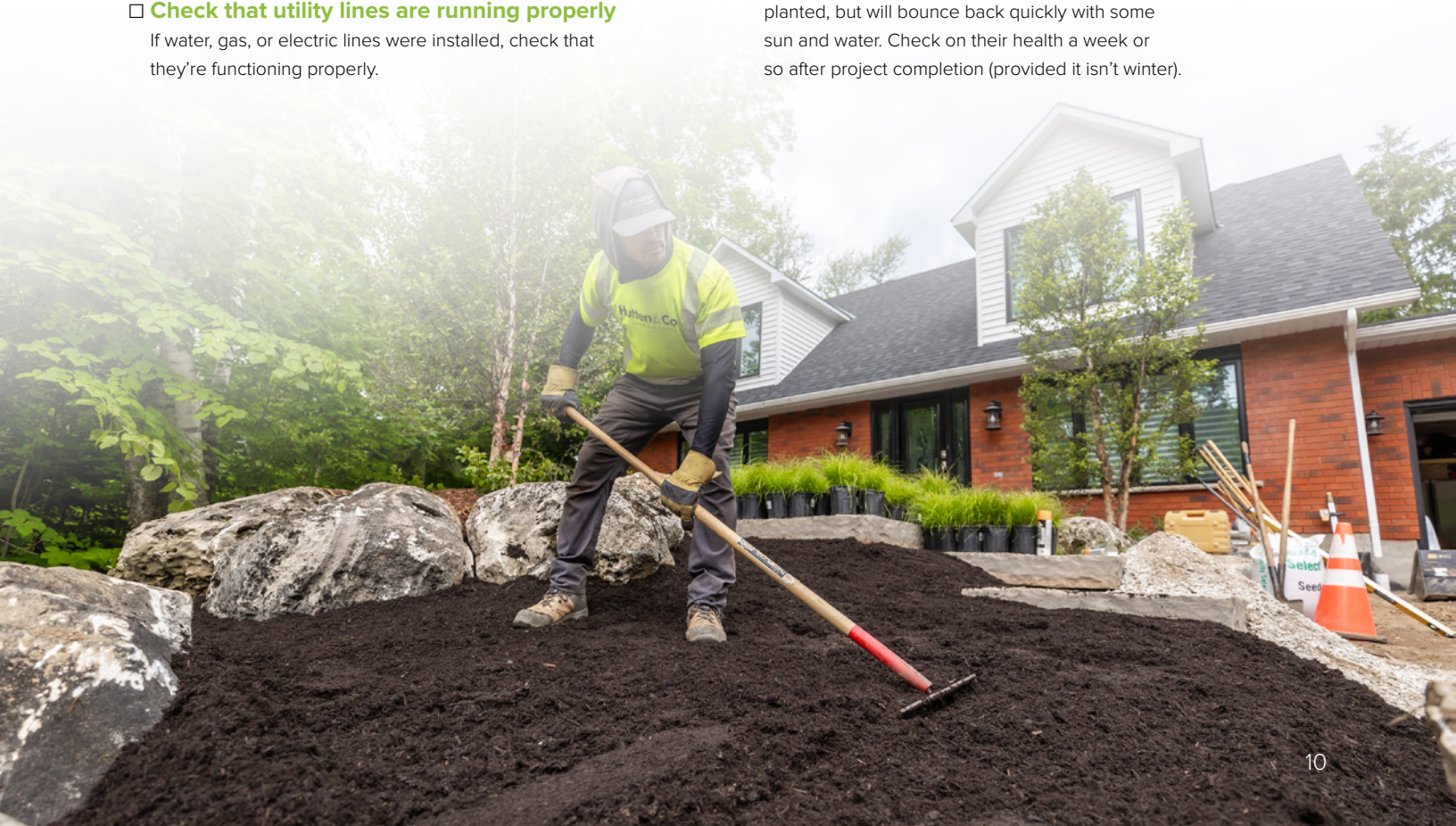
CHECKLIST

What to look for when you receive your landscape

After our crews are finished building, they will go through your site and ensure that everything is as clean as can be. After the cleaning, you'll have an opportunity for a final walkthrough with your project manager. During this walk, you can ask any final questions you might have and test everything out.

BELOW IS A CHECKLIST OF ITEMS TO DOUBLE-CHECK!

- Review construction estimates & final bill**
Are the costs accurate? Were any extra costs discussed with you beforehand?
- Check land grading**
Good grading ensures proper drainage. You'll notice grading issues during rainfall, where puddling, pooling and poor drainage might show up.
- Check that utility lines are running properly**
If water, gas, or electric lines were installed, check that they're functioning properly.
- Test irrigation & lighting systems**
If you have a "smart" system installed, now's the time to check if it works as advertised!
- Look for straight & level lines**
Keep an eye out for dips and unlevel surfaces.
- Make sure plants & sod are healthy**
Most plants experience a bit of shock after being planted, but will bounce back quickly with some sun and water. Check on their health a week or so after project completion (provided it isn't winter).



PROPERTY CARE

Your landscape ready when you are!

Protect your landscaping investment with expert property care. Allow Hutten & Co.'s property care team to look after your property all year long, so it's ready when you are.

From looking after every detail of your landscaping and dock to keeping an eye on things while you're away — you can leave it all to us!

Watch nature *thrive!*

Hutten & Co.'s core package was developed by our horticulture experts to ensure your lawn and gardens thrive. You can also add services based on your property's unique needs.



Green Thumb Package

- ✓ Garden health assessments
- ✓ Garden fertilizer
- ✓ Specialized pruning
- ✓ Landscape winterization
- ✓ Garden opening & closing
- ✓ Monthly cultivating & weeding
- ✓ Edging & re-mulching

Add-Ons:

- Lawn mowing & turf care
- Lighting installation & maintenance
- Garden fertilization
- Irrigation installation & maintenance
- Seasonal colour — annuals and planters

Our Green Thumb packages start at \$4,500/year and vary according to:

- The size of your property
- Number and complexity of garden beds
- Number and size of trees
- Presence of an irrigation system
- Environmental and other concerns



ADDITIONAL SERVICES

Let us do *the rest.*

You can also take advantage of these other services:

Lawn Mowing:

Gardening clients get exclusive access to our lawn mowing services.

Enhancements:

Access design and construction services to improve your space.

Winter Services:

Snow and ice management.

Land & Shore:

Complete landscape services, including dock installation and shoreline restoration.

Let's get started.

Get ready to be inspired as our team walks you through Hutten & Co.'s proven landscape design and construction process.

1

Let us get to know you.

We will meet at your home to hear your vision, see your space and work with you to imagine what's possible.

2

Experience your new space before it's built.

Hutten & Co.'s award-winning team will present a detailed 2D or 3D rendering of your landscape, a final budget and proposed timeline.

3

See your landscape come to life.

Sit back and relax, as our skilled crews build your landscape. Once it's ready, our property care team can look after every detail of maintaining it!

Ready to relax?

Call **519-376-9364** or email us at info@hutten.ca.



SERVING
GREY & BRUCE
COUNTIES

Hutten & Co
LAND and SHORE

T: 519.376.9364 | E: info@hutten.ca

A: 177602 Grey Rd 18, Owen Sound, ON N4K 5N5